



2023
ANNUAL
REPORT

Welcome

I am pleased to present the Annual Report for Riva Primary School for 2023. It is amazing to consider the growth and strength of the school, in only our second year of operations.

This was a year consolidating our foundations, centred on our values of Respect, Inclusion and Achievement. We developed our ambitious plan for the future, **Voyage** – articulating school improvement targets that are challenging, and worthy of the aspirations of our school community and students.

The Annual Report gives snapshots of school performance and achievement for the year, organised around the priority areas of **Voyage**, and identifies strengths and recommendations for improvement in 2024.

Together, as a school community, we have achieved so much. I look forward to building upon this further in 2024, imagining our better school for every student, and then becoming that better school, every day.

Yours sincerely



Aaron Chaplin
Principal



I am delighted to present the second annual report of Riva Primary School, marking the rapid progression that occurred throughout 2023. Encouragingly, enrolments increased by over 40%, reflecting the school's growing reputation and validation of the foundational framework, 'Voyage'.

This framework is shaped by our key values - Respect, Inclusion, and Achievement, constructing a cohesive and nurturing environment that enables our learners to grow. We're building on inclusivity, ensuring that we serve the needs of all, showcased by a diverse set of programs like the Gifted and Talented program, Life Skills, and Design for Learning.

Our achievements in the past year have been remarkable, demonstrating a strong emphasis on respect, embodied by a 3% year-on-year increase in the Attitude, Behaviour and Engagement (ABE) indicator. Further, moving forward with the Riva Pedagogy Atlas, we aim to continuously refine our teaching practices, ensuring we consistently deliver high-quality education.

We acknowledge that our NAPLAN results may seem diverse, but we celebrate this as a reflection of our commitment to education for ALL students, embracing various abilities.

The journey of crafting future leaders requires fortitude and strategic planning, and it would be impossible without the unwavering support garnered from our community, parents, and caregivers. As we look forward to 2024, we hold onto the promise of continuous improvement and unwavering commitment to the betterment of our students.



Shrikant Tawani
School Board Chair



This report was approved by the Riva Primary School Board on 24th of April 2024.

Contents



04

Our School
Our Voyage

06

Respect
Student Information

10

Inclusion
Meeting student needs

13

Early Childhood
NQS & On-entry

15

Achievement
NAPLAN Data

18

Achievement
Grade Distribution

20

Our Team
Staff Information

22

Arts & Language
Music, Visual Arts
& Auslan

24

Science & HPE
Learning Area Reports

27

Community
National School
Opinion Survey

28

Community
Engagement

31

Finance
Account Summary

We at Riva Primary School acknowledge and respect the Beeliiar Noongar people and their continuing connection to language, stories, culture and history. On Noongar Boodjar, from the hills to the waters, we open our hearts and our eyes as we walk this land, listening, learning and caring for Country and it's people. We extend this respect to Elders; past, present and emerging and to all First Nations Australians reading this today. **We are all included and respected here.**



We are **all** included and respected here

Riva Primary School operates as a fully inclusive school, meeting the needs of students from diverse backgrounds and abilities.

Our data, assessment and reporting is also unique in presenting the performance of all students at the school. We do not shape the data or remove outliers, and this needs to be considered, especially when making comparisons to “like” schools.

While we may share a similar index of socio-economic advantage (ICSEA) with a group of schools, our student profile is much more diverse, and represents a vast range of achievement and performance.

We focus on maximising the progress and achievement of each student, particularly in measuring gains from year to year at the individual level, ensuring every student is on a pathway of learning success and progress.

Students with Disability Resourcing

Riva	WA Public Schools	Like Schools
11.5%	4.5%	3.3%

Students counted in NCCD

Riva	WA Public Schools	Like Schools
29.7%	21.6%	18.1%

EAL/D Students

Riva
18.23%

Our Improvement Targets

Our School Plan is organised around our school values of Respect, Inclusion and Achievement, with Community forming our fourth priority area, recognising the importance of our partnership with parents and the community in education.

Each priority area has four broad targets for achievement by the end of 2025. Progress against these targets is reported upon in this Annual Report.

A Voyage of Respect

Creating a school culture of excellence.



All students with a beginning level of English will be tracked on EAL/D progress maps.



Every classroom will rate as competent or higher on the Aboriginal Cultural Standards Framework.



Our Attendance Rate will improve to be 95% or above.



75% of students respond that they are confident in their skills to regulate their emotions and problem-solve social situations.

A Voyage of Inclusion

Leading the way in meeting student needs.



All staff supported to achieve accredited qualifications in Special Needs Education.



Riva is recognised as an exemplary school for application of Universal Design for Learning.



All Areas of the National Quality Standard for Early Childhood achieved and verified.



Every transition point is resourced and supported.

VOYAGE



2023 – 2025



A Voyage of Achievement

High quality teaching and learning, every day.



In every classroom, there is a focus on teaching quality.



There will be low variability in our teacher judgements against achievement standards.



Our comparative data will demonstrate High Progress and High Achievement.



There is consistent improvement in school-based assessment data.

A Voyage of Community

Building strong and productive partnerships.



National School Opinion Survey response average rating to be 4.0 or greater.



Increase the number of active trips to and from school by 10%.



Increase forum attendance by 10% above school growth.



Boost engagement rate to at least 75% for Newsletter and Seesaw.

Name: _____

WHERE IN THE WORLD?

Date: _____

Student numbers

The school will sustain a trajectory of growth over many years, having opened with significant enrolments in the Kindergarten and Pre-primary cohorts, which will flow through each year.

Four transportable early childhood classrooms were installed for the commencement of 2023, along with the school bringing five other classrooms into operation to accommodate all students.

Enrolments continued throughout the year, as more new homes were completed within the local intake area. The school enrolled an additional 45 students after the February census.

656

Total enrolment, December 2023

+40.2%

Increase in enrolments 2022-2023

468

Total enrolment, December 2022

Enrolment by Year Level 2023

K	P	1	2	3	4	5	6
118	122	115	72	74	62	57	36

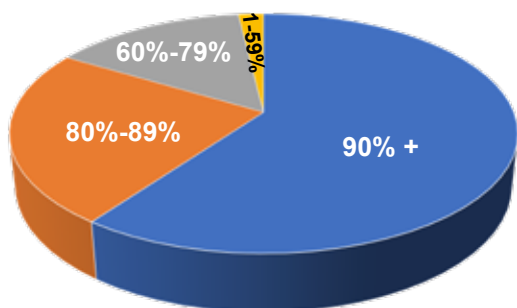
Student attendance

The school attendance rate improved in 2023, and surpassed the WA Public Schools average attendance, which was pleasing.

Our attendance rate was expected to recover, following from 2022 which had the impact of mandatory isolation for close contacts at some stages of the response to COVID-19, and then a strong uptake in requests for travel following the lifting of restrictions.

The school continues to focus on reducing the number and frequency of requests for holidays during school time, as well as highlighting the negative impact these cumulative absences have on student achievement. The percentage of students attending regularly, at least 90% or more of available school days, increased, with corresponding decreases across all at-risk categories against 2022 data.

Attendance % by Category



VOYAGE Target

Our Attendance Rate will improve to be 95% or above.

89.1%

Our attendance rate in 2023

- Up from 86.6% in 2022
- Above the WA Public Schools attendance rate of 88.9%
- Below our Like Schools attendance rate of 91.3%
- 5.9% below our target

92%

Percentage of absences which were explained / authorised in 2023

Absences by Type



Absence Type	Percentage
Reasonable cause	31.25%
Illness / Medical	49.12%
Vacation	16.64%
Other	2.99%





"We are a kind school."

Student Response, Survey of the School Community, 2023



**"Kids love being there, they go to school happily every day. As a parent that's what we want to see."
Parent Response, Survey of the School Community, 2023**

Graduating Student Destinations

The size of our graduating class more than doubled from 2022 to 2023, with 36 Year 6 students officially completing their primary school journey at Riva in December.

The local intake area of Riva Primary School includes a majority section within Harrisdale Senior High School's local intake area, and a smaller section within the local intake area of Piara Waters Senior High School.

The school has strong partnerships with both Harrisdale and Piara Waters Senior High Schools, creating seamless transitions for our students. The school needs to continue to focus on creating pathways and continuity for students into Secondary School, particularly for students requiring education support placements, to maintain gains made at Riva.

Several students were successful in gaining selective entry to specialised programs at Public Secondary Schools including Gifted and Talented Education (GATE) programs, Aviation and Cricket.

Harrisdale Senior High School	46%
Other Public Secondary Schools	24%
Private / Independent Schools	19%
Piara Waters Senior High School	11%



Behaviour and Engagement

Riva has a proactive and positive approach to supporting student behaviour. In 2023, we focused on refining and more clearly defining our behaviour support policy and processes to ensure they were effective, clear and consistently understood by staff, students and the community.

Student behaviour is overwhelmingly positive, the majority of the time, and consistent with the school values and expectations.

During the year, the school issued 24 suspension notices for serious breaches of the code of conduct. This represents 3% of enrolled students.

A recommendation for 2024 is to improve the recording and tracking of instances of positive behaviour and provide recognition for students who consistently do the right thing.

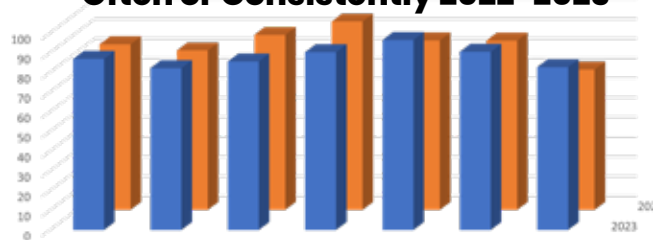
The school has strong social emotional learning and regulation programs and approaches across Kindergarten – Year 6, which integrate Friendly Schools Plus, Tracking Better and Zones of Regulation.

These programs dovetail with each tier of support, teaching students to acquire skills to identify and manage their emotions, responses and behaviour.

The attitude, behaviour and engagement (ABE) indicators on student reports tracked from 2022 – 2023 show an increase in the proportion of students meeting expectations often or consistently from an average 84.72% in 2022, up to 87.81% in 2023.

Overall indicators are lowest in Year 1 and Year 6 in each year, with a recommendation to focus on these transition points. A further recommendation is to conduct the student survey instrument on social-emotional health and wellbeing.

Students (%) meeting ABE indicators Often or Consistently 2022-2023



VOYAGE Target

75% of students respond that they are confident in their skills to regulate their emotions and problem-solve social situations.



Inclusion

Leading the way in meeting student needs.

In 2023, the school developed and strengthened programs to facilitate meeting the diverse needs of students within the school.

Early Intervention Program

The early intervention program supports students in Kindergarten and Pre-primary in their academic, social and communication skills development. This program provides 1:1 instruction for Kindergarten students (2 x sessions per week) and Pre-primary students (5 x sessions per week).

Students are selected based on assessment on the Abilities Based Learning Education scale, ensuring that the program aligns with their needs and documented plan. The program focuses on intensive intervention to support transfer of skills for success in the classroom.

The program uses a mastery-learning approach, where students are supported to repeatedly practice a skill to consistent success, before being signed off and the next step introduced. Tracking against student goals and SEN reports shows that the program is highly effective in scaffolding learning and development.

Gifted and Talented Program

We identified and supported two groups of students in our Gifted and Talented Mathematics Program, with a Year 1 – Year 3 group and a Year 4 – Year 6 group. Each group completed weekly extension sessions with our Gifted and Talented Coordinator, working on problem-solving skills, strategy and mathematical investigation.

Students competed in the regional Numero competition and also in the online Australian Mathematics Competition, resulting in two of our students being invited to participate in a university extension mathematics course at the University of Western Australia.

Life Skills Program

Life skills programs were also developed in 2023 to support engagement, social skills and practical skills, particularly for students in Years 4 to 6. The Life Skills program used Gardening as the means for teaching students to work cooperatively, take turns, share ideas, use equipment safely and care for the environment.

Riva Engage and Empower Program (REEP)

Introduced in 2023, REEP aims to build the next layer of support in terms of social, communication and life skills for students in Years 1-6, who have graduated the early intervention program.

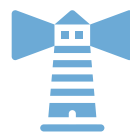
REEP sessions foster skills in personal care, social skills, health and wellbeing, and are sequenced from the Award Scheme Development and Accreditation Network (ASDAN) curriculum.

Students spend between one to three sessions per week in the REEP program, based on need.

Universal Design for Learning

Riva uses a lesson design approach known as Universal Design for Learning (UDL) to facilitate inclusion in all classrooms. This teaching and learning approach supports meeting the needs of learning requiring additional support, as well as extension and challenge, through providing multiple ways to engage students and for students to demonstrate their learning, consistent with curriculum standards.

In 2023, all staff attended a one-day masterclass in Universal Design for Learning, to further build their skills to ensure curriculum standards are being addressed, and students given the opportunity to demonstrate their learning.



VOYAGE Target

Riva is recognised as an exemplary school for application of Universal Design for Learning.

We are still consolidating staff understanding and application of UDL within the school, supported by the development of the Riva Pedagogy Atlas (the guiding document for teaching and learning in the school). This will be supported by an identified project leader in 2024.



VOYAGE Target

All staff supported to achieve accredited qualifications in Special Needs Education.

In 2023, we were fortunate to have a staff member complete an ASD Internship for one term at the School of Special Education Needs, Disability. We are investigating sustainable and practical ways to provide tertiary accredited training to our staff, while maintaining their roles at the school.



“When you walk around the school the children are happy, staff are happy and you can feel the great vibes.”
Parent Response, Survey of the School Community, 2023



“The care demonstrated, and active listening to feedback. I can see how what I share about my sons needs and interests is incorporated into the day to day in the classroom.”

Parent Response, Survey of the School Community, 2023

Early Childhood



National Quality Standard

There are seven quality areas articulated in the National Quality Standard (NQS) for Early Childhood Education. The NQS applies to all classes from Kindergarten – Year 2, with the school auditing and reviewing each standard and element of the quality areas. The areas assessed internally in 2023 were:

- Educational program and practice;
- Children’s health and safety;
- Physical environment;
- Staffing arrangements;
- Relationships with children;
- Collaborative partnerships with families and communities; and
- Governance and leadership.



VOYAGE Target

All Areas of the National Quality Standard for Early Childhood achieved and verified.

On-balance judgement from our Early Childhood team was that the school is working towards meeting all standards and elements of the quality areas. The school will be seeking an external verification in 2025.

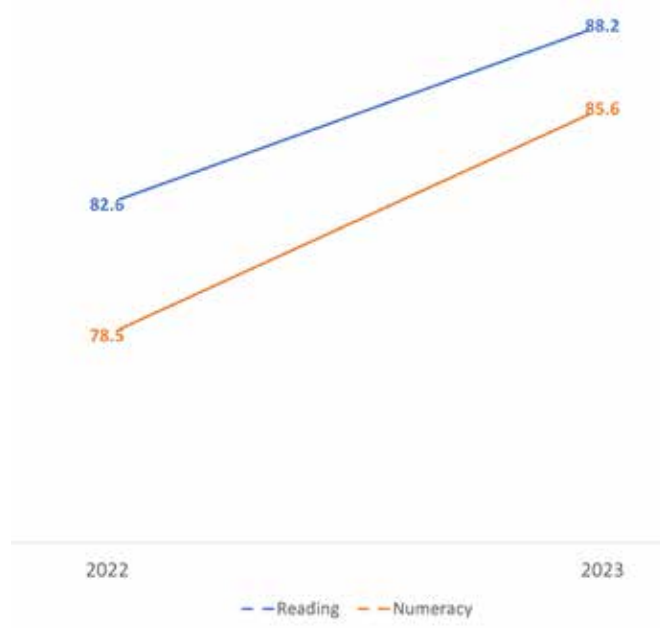
On-entry Assessment

The On-entry assessment is conducted on a one on one basis with each Pre-primary student and their classroom teacher as an entry point snapshot to the period of compulsory schooling. The assessments are conducted during the first five weeks of Term One.

The data provided below details the median (middle) scores from each assessment area, giving the number for Riva Primary School, Like Schools, and all WA Public Schools.

The graph to the right shows the growth in the percentage of students achieving scores above 375 over those assessed in 2022. This data may show either a difference between the Pre-primary cohorts, or highlight a lift in those students who commenced at Riva Primary School in Kindergarten 2022, versus students in the inaugural Pre-primary cohort tested in 2022.

Percentage of students scoring over 375



Reading

Group	Median
Riva Primary School	434
Like Schools	462
All WA Public Schools	450

Numeracy

Group	Median
Riva Primary School	415
Like Schools	442
All WA Public Schools	435

Writing

Group	Median
Riva Primary School	210
Like Schools	210
All WA Public Schools	210





“We love how inclusive, positive and welcoming the school feels.”

Parent Response, Survey of the School Community, 2023

NAPLAN



The National Assessment Program in Literacy and Numeracy (NAPLAN) underwent significant changes in 2023. The first of these was to move the assessment into Term One, in an effort to provide results sooner. Prior to this, NAPLAN had been conducted in May of each year.

A more significant change was a move away from nine achievement bands to instead four descriptive bands, and the removal of a defined National Minimum Standard (NMS). This change was made as the National Minimum Standard had traditionally been set quite low, meaning that students deemed at the NMS were not necessarily receiving the support needed to make progress.

The NAPLAN proficiency standards include four proficiency levels for each assessment area at each year level:

Exceeding: the student's result exceeds expectations at the time of testing.

Strong: the student's result meets challenging but reasonable expectations at the time of testing.

Developing: the student's result indicates that they are working towards expectations at the time of testing.

Needs additional support: the student's result indicates that they are not achieving the learning outcomes expected at the time of testing. They are likely to need additional support to progress satisfactorily.

Each of the standards represents increasingly challenging skills and understandings as students move through the years of schooling.

The descriptive term "Needs Additional Support" is now understood to better indicate students who require intervention to meet curriculum standards at a satisfactory level.

The Australian Curriculum and Reporting Authority (ACARA) advise that there is no compatibility between the pre-2023 bands and the new descriptive bands. This makes comparison not possible, which is unfortunate when trying to quickly gauge the needs of the cohort, and have the capacity to map back.

As expected, our results are misaligned with like-schools, given the difference in our student cohorts. Year 5 performance overall is within the expected range of achievement and is satisfactory. Year 3 performance is below our expectations and requires improvement.

Percentage of students achieving above *Needs Additional Support (NAS)* in NAPLAN 2023

Year 3

81%

of Year 3 students above NAS in Numeracy

87%

of Year 3 students above NAS in Reading

89%

of Year 3 students above NAS in Writing

86%

of Year 3 students above NAS in Spelling

82%

of Year 3 students above NAS in Grammar & Punctuation

Year 5

86%

of Year 5 students above NAS in Numeracy

90%

of Year 5 students above NAS in Reading

84%

of Year 5 students above NAS in Writing

88%

of Year 5 students above NAS in Spelling

82%

of Year 5 students above NAS in Grammar & Punctuation



Achievement

Relative distribution in Performance Bands

The tables below show the distribution of achievement across bands of performance for Riva Primary School, and our like-schools. A typical distribution would align, with 20% of students in the top 20%, 60% in the middle 60%, and 20% in the bottom 20%.

In Year 3, Riva is over-represented in the middle 60% and bottom 20% against like schools, across all areas. The range for Riva students in the top 20% is from 8%-17%. This requires improvement.

Our Year 5 data has a better match on like-schools, though we tend to have a higher percentage in the bottom 20%, coming from the middle 60%. In Year 5 spelling, we have 8% more students in the top 20% than our like-schools.

YEAR 3

Riva PS	Bands	Like Schools
8%	Top 20%	26%
64%	Middle 60%	66%
28%	Bottom 20%	9%

Riva PS	Bands	Like Schools
10%	Top 20%	27%
69%	Middle 60%	62%
19%	Bottom 20%	10%

Riva PS	Bands	Like Schools
17%	Top 20%	31%
61%	Middle 60%	60%
23%	Bottom 20%	8%

Riva PS	Bands	Like Schools
17%	Top 20%	25%
67%	Middle 60%	63%
17%	Bottom 20%	12%

Riva PS	Bands	Like Schools
15%	Top 20%	25%
67%	Middle 60%	65%
18%	Bottom 20%	10%

YEAR 5

Numeracy	Riva PS	Bands	Like Schools
	25%	Top 20%	26%
	53%	Middle 60%	64%
	22%	Bottom 20%	10%

Reading	Riva PS	Bands	Like Schools
	20%	Top 20%	27%
	57%	Middle 60%	63%
	24%	Bottom 20%	9%

Writing	Riva PS	Bands	Like Schools
	31%	Top 20%	32%
	51%	Middle 60%	60%
	18%	Bottom 20%	8%

Spelling	Riva PS	Bands	Like Schools
	33%	Top 20%	25%
	53%	Middle 60%	64%
	14%	Bottom 20%	11%


Punctuation & Grammar	Riva PS	Bands	Like Schools
	29%	Top 20%	28%
	49%	Middle 60%	63%
	22%	Bottom 20%	9%



“I think great things about Riva are that they have a great education system that helps children learn and takes interest in what they are learning, like it’s a mixture of written and hands on work.”

Student Response, Survey of the School Community, 2023

Achievement



VOYAGE Target

There will be low variability in our teacher judgements against achievement standards.

The tables to the right show the distribution of grades across the English Learning Area at Riva Primary School in Semester 2, 2023 against our like schools. There are some misalignments which are explained by our school approach:

- Riva does not issue “E” grades. Students who despite attending and being engaged in learning for a Semester would achieve at an E level are not on the correct curriculum. We assess and report on these students using the ABLEWA curriculum and Special Education Needs (SEN) Reports.
- Similarly, Riva has a much higher proportion of Not Assessed, or N/A grades. Where marked N/A, this is where the student is reported on in the SEN report.

Fewer A grades are given at Riva than our like schools, except in Year 4 and 5. The proportion of students achieving A's in Pre-primary, Year 1 and Year 2 is quite low. The distribution of students across B and C grades is within a reasonable alignment to like schools. The grades for Year 3 and Year 5 have a reasonable alignment with NAPLAN performance and distribution.

In improving grade alignment, it is recommended that further moderation and common assessment tasks be administered as part of the whole-school assessment schedule.

In tracking towards creating High Progress and Higher Achievement, as well as our focus on teaching quality in every classroom, the school will spend 2024 focused on implementing the **Riva Pedagogy Atlas**, aligned to the Quality Teaching Strategy of the Department of Education, developing and embedding consistent, high quality practices across classrooms.

It is recommended that the results of school-based assessments are reported to parents each term, as well as being tracked to monitor student progress and adapt support in a timely manner.

After a small scale trial of *Spelling Mastery* with the Year 3 cohort in 2023 yielded positive results, this will be expanded to all Year 3 – Year 6 classes in 2024. Similarly, the *PR1ME* mathematics program, trialled in 2023 will be expanded with the support of student workbooks across Year 1 – Year 6 in 2024, developing predictable, quality and consistent instruction, within the framework of the **Riva Pedagogy Atlas**.

School Based Assessment - Grade Distribution and Alignment, English Semester Two, 2023

PP	A	B	C	D	E	N/A
Riva Primary	2.4	27.6	44.9	11	0	14.2
Like Schools	11.0	28.9	44.7	9.8	1.3	4.4

YEAR 1	A	B	C	D	E	N/A
Riva Primary	3.4	30.2	41.4	6.9	0	18.1
Like Schools	10.7	28.8	41.7	11.6	0.9	6.4

YEAR 2	A	B	C	D	E	N/A
Riva Primary	5.6	23.9	47.9	9.9	0	12.7
Like Schools	12.1	30.3	40.6	10.6	1.3	5.0

YEAR 3	A	B	C	D	E	N/A
Riva Primary	9.3	33.3	38.7	12.0	0	6.7
Like Schools	15.5	30.2	42.1	8.1	0.8	3.3

YEAR 4	A	B	C	D	E	N/A
Riva Primary	19.4	35.5	33.9	8.1	0	3.2
Like Schools	17.7	33.0	39.0	6.8	0.6	2.9

YEAR 5	A	B	C	D	E	N/A
Riva Primary	22.8	28.1	29.8	5.3	0	14.0
Like Schools	14.7	33.8	41.4	7.3	0.5	2.3

YEAR 6	A	B	C	D	E	N/A
Riva Primary	11.1	22.2	44.4	16.7	0	5.6
Like Schools	19.2	31.5	42.2	4.8	0.2	2.2

VOYAGE Target

In every classroom, there is a focus on teaching quality.



VOYAGE Target

Our comparative data will demonstrate High Progress and High Achievement



VOYAGE Target

There is consistent improvement in school-based assessment data.



Eggs

Pupa

Larva

Fish with legs

Fishes

1	2	3	4	5	6	7	8	9	10	11	12	13	14	15	16	17	18	19	20	21	22	23	24	25	26	27	28	29	30	31	32	33	34	35	36	37	38	39	40	41	42	43	44	45	46	47	48	49	50	51	52	53	54	55	56	57	58	59	60	61	62	63	64	65	66	67	68	69	70	71	72	73	74	75	76	77	78	79	80	81	82	83	84	85	86	87	88	89	90	91	92	93	94	95	96	97	98	99	100
---	---	---	---	---	---	---	---	---	----	----	----	----	----	----	----	----	----	----	----	----	----	----	----	----	----	----	----	----	----	----	----	----	----	----	----	----	----	----	----	----	----	----	----	----	----	----	----	----	----	----	----	----	----	----	----	----	----	----	----	----	----	----	----	----	----	----	----	----	----	----	----	----	----	----	----	----	----	----	----	----	----	----	----	----	----	----	----	----	----	----	----	----	----	----	----	----	----	----	-----

THE ARTWORK

Please **DON'T TOUCH**
The Artwork



Staff Information

In 2023, we grew our team to 100 extraordinary professionals, working to deliver a better school, every day, for every student.

All teaching staff meet the requirements for registration with the Teacher Registration Board of Western Australia and appear in the public register. All teaching staff completed a minimum of 5 days of professional development during the school year.

Specific professional learning and development in 2023 included:

- First Aid training for over 30 staff members
- Universal Design for Learning Masterclass with Dr Matt Capp from Capitalise Education (all staff)
- Team Teach Training, Level 1 and Level 2 (various staff)
- Adaptive and Alternative Communication, facilitated by the School of Special Education Needs Disability (all staff)
- Talk for Writing
- Bright Path
- Supporting students with ADHD
- The National Quality Standard (Early Childhood Team)
- The Impact Cycle
- Education Support Schools South Network Conference (all staff)

In addition, Lauren Rutherford completed the SSEN-D Autism Teacher Internship for one term, and has delivered professional learning for teachers, education assistants and school leaders across our Nicholson Network Schools. Lauren also provides in-class support and coaching for Riva staff.

During the year, the Workforce Advisory Committee developed the Riva Primary School Workforce Plan, **Compass**, to ensure that we continue to nurture and develop the talents of all staff, and recruit to ensure the high quality of our teaching and learning programs continues to grow alongside our growing student numbers.



100

Staff on our team in 2023, up by 33% from 2022.

84%

Of our staff are employed on a permanent basis.

37.3

The average age of all staff members in 2023.

95%

Our staff attendance rate.

43%

Of staff employed on a part-time basis.

45

Extraordinary Education Assistants, Inclusive Education.

\$1 800

Average expenditure per teacher Full Time Equivalent on Professional Learning (registration & relief).



“Teachers and staff are all amazing - they go above and beyond to ensure all students regardless of abilities are welcomed, included and given opportunities to excel.”
Parent Response, Survey of the School Community, 2023

The Arts

Music

Mrs Smith continued expert instruction in our specialist classroom music program, teaching all classes from Year 1 – Year 6, with lessons having an instrumental, performance and music theory focus.

The second year of music instruction saw improvements in student achievement across reporting periods, and a record number of students meeting the selection criteria for Instrumental Music School Services (IMSS) instruction.

In 2024, our IMSS provision will expand to add Violin and Cello, along with our existing programs in Clarinet and Flute.

The School Choir grew in numbers and starred in a range of performances throughout the year including for the Harrisdale/Piara Waters Harmony Festival, our ANZAC Service, Riva Day and our end of year concert, Riva Revue.

In 2024, we will be appointing an additional specialist music teacher to have every class receiving specialist instruction, and will expand the program to include all Pre-primary classes.

Auslan

Auslan is taught at Riva Primary School as our language other than English. Our Auslan specialist, is the incredible Miss Lim.

Auslan classes are timetabled for all Year 3 – Year 6 classes, however, several classroom teachers also take on the key-word signs and Auslan signs, with the support of Miss Lim, and incorporate these into their classroom programs.

Miss Lim organised for the National Anthem to be translated into Auslan, and created a video that synchronises at assembly, to enable students to sing and sign. We also celebrated Auslan Week at Riva.

Miss Lester is our Auslan Interpreter who assists in classrooms, and, also, alongside Miss Lim, provides interpreting at our events including the ANZAC Service, Assemblies and Riva Revue.

Visual Arts

In Visual Arts, the majority of classes received instruction from our dedicated Visual Arts Specialist, Mrs Rozario.

Students learned the skills of both producing and responding to art works and produced a variety of pleasing and interesting pieces, displaying their talents, and the development of the skills taught.

Mrs Rozario's focus is always on quality rather than quantity, giving children the tools, skills and support to express themselves through a variety of mediums.

The enormously popular after school Art Club was again filled to capacity, with students extending their mastery of tools and techniques, having extra time to explore their ideas and creating impressive art works.





Science

Mrs Sharma joined Riva Primary School in 2023 as our Science Specialist Teacher, taking each class, from Year 1 – Year 6.

Initially operating from an activity area, Mrs Sharma quickly converted the space into an inspiring Science Laboratory, adding to the depth and quality of the instructional program available to the students.

Throughout the year each class was engaged in the perfect combination of hands-on learning, coupled with grounding in the science inquiry approach, learning the importance of investigating and working scientifically.

Mrs Sharma developed and launched a 3D printing club, supporting students in coding and designing, then producing prototypes to fit design challenges.

Towards the end of the year, a classroom was converted into a dedicated Science laboratory to ensure that the quality of resources matches the quality of teaching and learning.



Health & Physical Education

The Health and Physical Education Program at Riva Primary School develops students' skills to the highest level, through expert teaching from Mr Batt.

Our curriculum encompasses two linked strands which bridge Health and Physical Education: Personal, Social and Community Health and Movement and Physical Activity.

Health learning outcomes are taught during physical education classes daily as well as during stand-alone Health Education classes taught by classroom teachers, and reinforced through our whole school values program.

Highlights this year included honours as the Champion School in the Lynwood SHS Super 7s Soccer (boys), Runner-up Champion in the Super 7s Soccer (Girls), and Champion School in the South Metro Ultimate Frisbee Competition.

We competed in the Vale School Sports Association (VSSA) Summer, Winter and Athletics Carnivals, with individual champions and great team performances.

We also sent teams to the Education Support Schools South Network (ESSN) Soccer Carnival.

On the home front, it was Beelias taking overall champion rights in the Faction Cross Country, and Argyle the Champion Faction in our Athletics Carnival.

Most of all, we are proud of the sportsmanship shown by our students, which means a great deal more to us than the trophies.







“Listens and includes parents feedback and creates positive changes.”

Parent Response, Survey of the School Community, 2023

National School Opinion Survey



The school sought the feedback of parents, staff and students in October and November of 2023, inviting responses to the online National School Opinion Survey. The survey consists of statements, with a five point scale from strongly disagree, to strongly agree.

We have grouped the data into all those ratings above our target of 4.0 out of 5.0, or greater, and then the statements which were just below our target, which all achieved ratings of 3.9 out of 5.0.

At the top - rating between 4.0 and 4.6

- Teachers at this school expect my child to do their best
- Teachers at this school treat students fairly
- This school is well maintained
- My child feels safe at this school
- I can talk to my child's teachers about my concerns
- My child likes being at this school
- This school looks for ways to improve
- This school takes parents' opinions seriously
- Teachers at this school motivate my child to learn
- This school has a strong relationship with the local community
- This school is well led
- I am satisfied with the overall standard of education achieved at this school
- I would recommend this school to others
- My child's teachers are good teachers
- Teachers at this school care about my child



VOYAGE Target
NSOS

Response average rating to be 4.0 or greater

117

Parent survey responses

26

Staff survey responses

57

Year 5/6 student survey responses

There is strong alignment between the responses of parents, staff and students, across the highest and lowest rated items. The responses reflect a sense of safety, belonging and inclusion which resonates with the school values.

There is also recognition of the strength of partnership between the school and community, and the school being responsive to feedback and seeking continuous improvement.

The response rates to the survey are lower than ideal, representing approximately 20% of parents, 25% of staff, and 66% of our Year 5/6 students. While the proportion of representation may be low, the themes and feedback are consistent across the three respondent groups.

Near target - rating of 3.9

The lower-rated items included three which resounded across parent, staff and student groups:

Feedback

Parents want more useful feedback about their child's learning. It was planned that Seesaw would provide this continued connection to student learning and classrooms, and the school is working on building the consistency of use across the school and the quality of what is being shared. Each class posts their learning overview for the week, fortnight or term.

In 2024, this is something to work further upon, including providing more formal feedback about student learning in addition to the Semester Reporting. Students also requested more useful feedback on their learning, and staff requested more feedback on their work.

Behaviour

Parents, students and staff agree that the learning environment needs to be purposeful and regulated for students to reach their potential. The school's behaviour policies and procedures were comprehensively updated in preparation for the 2024 school year to provide clearer guidance and response to achieve and maintain high standards of behaviour at the school.

Progress

This is the number one priority for the school, ensuring progress and achievement for every student, and the final of our three school values to truly come to the fore. In our establishment phase, we have focused strongly on building respect and inclusion, to then push the accelerator on achievement.



Community

Riva is a *YourMove* School, where we promote, encourage and support more active ways to travel to and from school. Active trips to school promote healthy habits, exercise and connection, and also help reduce the number of car trips, and traffic in our community.

Surveys of how students got to and from school, taken in Term 1 and Term 4 showed, over the course of the year:

- An increase in the number of students walking to or from school
- An increase in the number of students riding a bike / scooter to school
- A decrease in the number of students travelling by car to or from school
- A decrease in the number using public transport (expected to be quite low, given the age of our students).

Our *YourMove* team sourced free bike safety check-ups and lessons, promoted bike awareness month and *Walk Safely to School Day*.

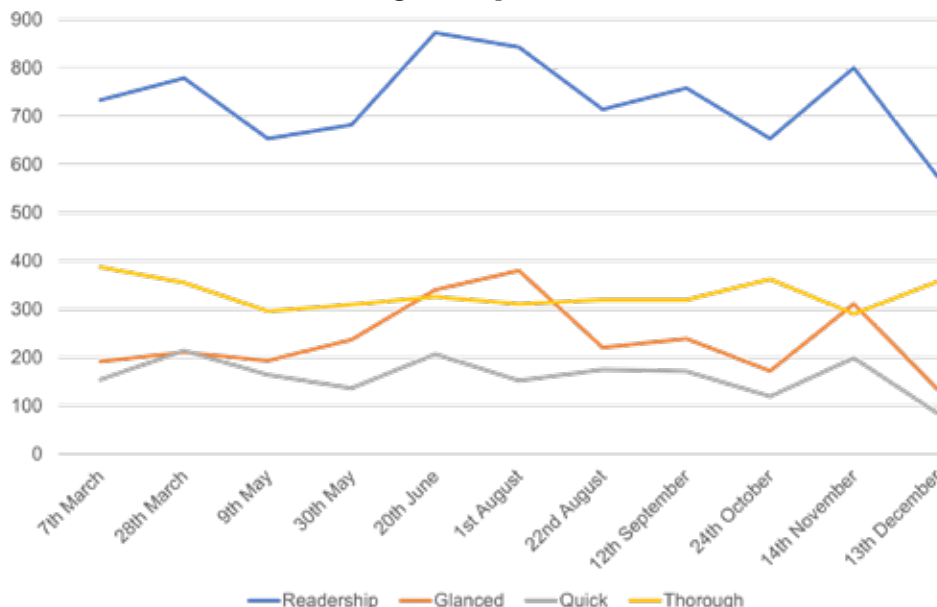
In partnership with the school and community, we are on track to achieve the increase in the number of active trips to and from school.

School Newsletter

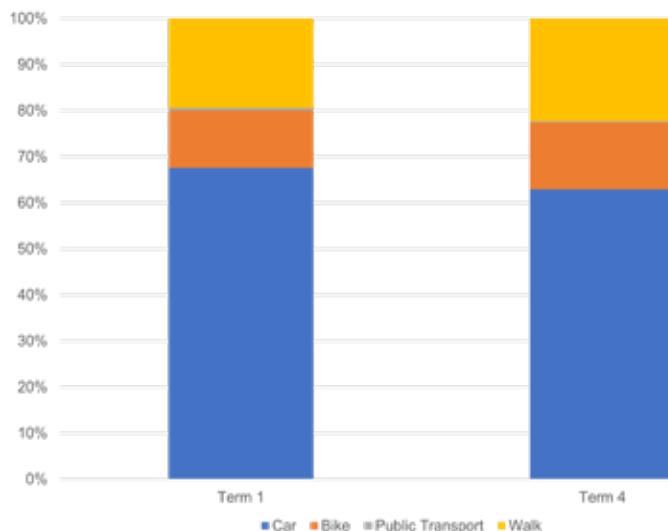
In 2023 the school moved to an online newsletter to be easier to share, more engaging, and capable of adapting to what and how our news is being read. Tracking the readership across the year, the newsletter has a much higher uptake compared to the prior method of sending a document each fortnight.

It is recommended that the school continue with the online form of the newsletter and further develop this to showcase student achievement in engaging ways.

Reading Analytics 2023



VOYAGE Target
Your Move Schools
Increase the number of 'active' trips to and from school by 10%.



VOYAGE Target
Communication Analytics
Boost engagement rate to at least 75% for Seesaw & Newsletter

672

Average audience of Riva PS Newsletter 2023.

64.75%

Average completion rate (read whole text).

3 minutes

Average time taken to read the Newsletter.



"Great sense of community, inclusion of community and all the staff."

Parent Response, Survey of the School Community, 2023



Account Summary



Riva Primary School operates on a one-line budget, where all funding is delivered and managed flexibly, transferring resources between salaries payments and purchase of goods and services.

Income	Budget	Actual
Voluntary Contributions	\$29 483.00	\$29 480.00
Charges and Fees	\$96 850.00	\$96 857.00
Fundraising, donations and sponsorships	\$2 305.00	\$2 305.00
Reserve transfers	\$9 000.00	\$9 000.00
Subtotal of Locally Raised Funds	\$137 638.00	\$137 642.00
Opening Balance	\$258 898.00	\$258 898.00
Student Centred Funding	\$8 061 212.00	\$8 061 212.00
Total Funds Available	\$8 457 748.00	\$8 484 601.00

Our income is split notionally with 90% for payment of salaries, and 10% for purchase of goods and services.

Expenditure	Budget	Actual
Salaries	\$7 536 747.00	\$7 536 747.00
Administration	\$100 836.00	\$80 226.00
Lease Payments	\$94 756.00	\$94 765.00
Utilities, Facilities & Maintenance	\$167 651.00	\$163 024.00
Buildings, Property & Equipment	\$97 917.00	\$94 492.00
Curriculum & Student Services	\$387 033	\$316 788.00
Professional Development	\$28 117.00	\$27 117.00
Transfers to reserves	\$5 000.00	\$5 000.00
Other Expenditure	\$13 562.00	\$13 562.00
Total Expenditure		\$8 331 721

Balance Statement	
Reserve Account Balance	\$8 000.00
Surplus Funds Carried Forward	\$169 849.00
Total Cash Balance in Bank	\$177 849.00
Salary Balance Carried Forward	\$17 885.00

98%

of funds received in 2023 were expended on goods, services and staff to support students

75%

our collection rate for voluntary contributions in 2023

99%

collection rate for charges in 2023





Riva Primary School

33 Riva Entrance

PIARA WATERS WA 6112

t: (08) 9562 8600

w: rivaps.wa.edu.au

e: Riva.PS@education.wa.edu.au